

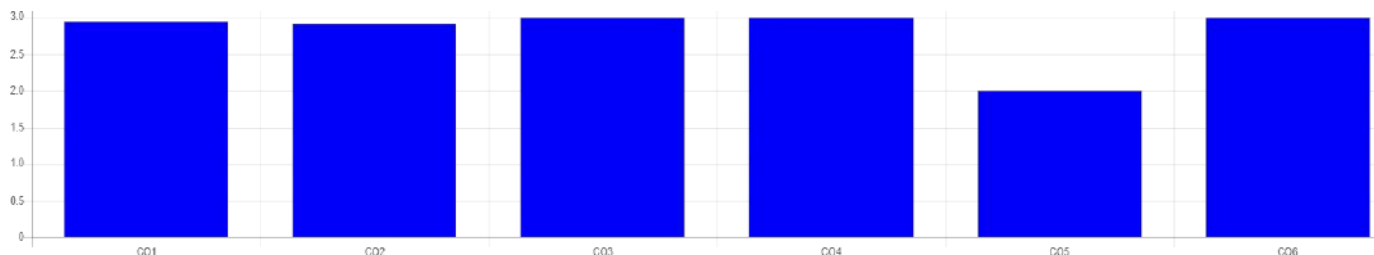


## Guru Gobind Singh College of Engineering & Research Centre, Nashik

Engineering Thermodynamics - Theory (2022-23) [ Milind Patil ]

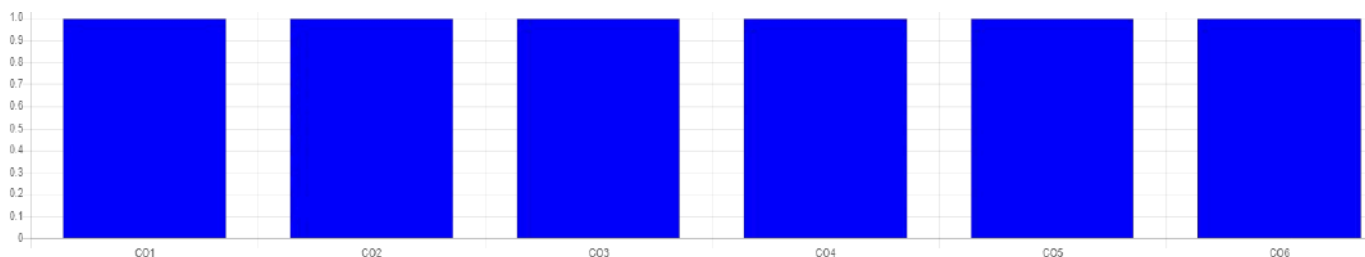
### Internal Assessment

| Title                               | Type     | % Weightage | CO1   | CO2   | CO3   | CO4   | CO5   | CO6   |
|-------------------------------------|----------|-------------|-------|-------|-------|-------|-------|-------|
| Class test 1                        | Internal | 60          | 1.80  | 1.80  |       |       |       |       |
| Assignment 1                        | Internal | 15          | 0.41  |       |       |       |       |       |
| Assignment 2                        | Internal | 10          |       | 0.24  |       |       |       |       |
| Assignment 3                        | Internal | 15          |       |       | 0.45  | 0.45  | 0.30  | 0.45  |
| Percent course outcome weightage    |          |             | 75.00 | 70.00 | 15.00 | 15.00 | 15.00 | 15.00 |
| Attainment as per percent weightage |          |             | 2.21  | 2.04  | 0.45  | 0.45  | 0.30  | 0.45  |
| Final attainment                    |          |             | 2.95  | 2.91  | 3     | 3     | 2     | 3     |



### External Assessment

| Title   | Type     | % Weightage | CO1    | CO2    | CO3    | CO4    | CO5    | CO6    |
|---|----------|-------------|--------|--------|--------|--------|--------|--------|
| End Semester Examination (University Examination) | External | 100         | 1.00   | 1.00   | 1.00   | 1.00   | 1.00   | 1.00   |
| Percent course outcome weightage                  |          |             | 100.00 | 100.00 | 100.00 | 100.00 | 100.00 | 100.00 |
| Attainment as per percent weightage               |          |             | 1      | 1      | 1      | 1      | 1      | 1      |
| Final attainment                                  |          |             | 1      | 1      | 1      | 1      | 1      | 1      |



### Direct Total Attainment

| Course Outcome                 | Internal | External |
|--------------------------------|----------|----------|
| CO1                            | 2.95     | 1.00     |
| CO2                            | 2.91     | 1.00     |
| CO3                            | 3.00     | 1.00     |
| CO4                            | 3.00     | 1.00     |
| CO5                            | 2.00     | 1.00     |
| CO6                            | 3.00     | 1.00     |
| Average                        | 2.81     | 1.00     |
| Weightage                      | 60       | 40       |
| Direct Total Attainment        | 1.69     | 0.40     |
| Final Direct Course Attainment | 2.09     |          |

### Final Attainment

|                  | PO1   | PO2   | PO3   | PO4   | PO5   | PO6 | PO7   | PO8 | PO9   | PO10 | PO11 | PO12 | PSO 1(PSO) | PSO 2(PSO) |
|------------------|-------|-------|-------|-------|-------|-----|-------|-----|-------|------|------|------|------------|------------|
| Final Attainment | 2.09  | 2.09  | 2.09  | 2.09  | 1.39  |     | 1.27  |     | 0.70  |      |      |      |            |            |
| Percentage       | 69.67 | 69.67 | 69.67 | 69.67 | 46.33 |     | 42.33 |     | 23.33 |      |      |      |            |            |





## Guru Gobind Singh College of Engineering & Research Centre, Nashik

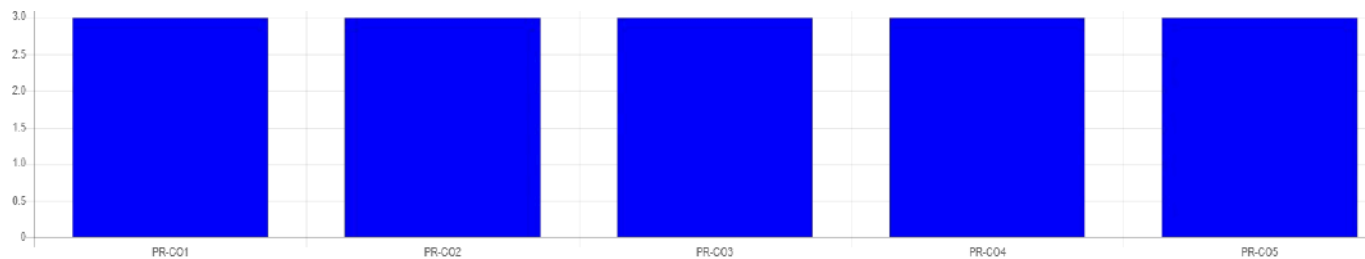
Engineering Thermodynamics - Practical (2022-23) [ Milind Patil ] [ Milind Patil ] [ Vidyasagar Gavali ] [ Vidyasagar Gavali ]

### Internal Assessment

| Batch [ SEME-A1, SEME-A2, SEME-A3, SEME-A4 ] Internal Assessment | Type     | % Weightage | PR-CO1 | PR-CO2 | PR-CO3 | PR-CO4 | PR-CO5 |
|--|----------|-------------|--------|--------|--------|--------|--------|
| Practical Assessment [SEME-A1, SEME-A2, SEME-A3, SEME-A4]        | Internal | 50          | 1.50   | 1.50   | 1.50   | 1.50   | 1.50   |
| ET PR [SEME-A1, SEME-A2, SEME-A3, SEME-A4]                       | Internal | 50          | 1.50   | 1.50   | 1.50   | 1.50   | 1.50   |
| Percent course outcome weightage                                 |          |             | 100.00 | 100.00 | 100.00 | 100.00 | 100.00 |
| Attainment as per percent weightage                              |          |             | 3      | 3      | 3      | 3      | 3      |
| Final Attainment   |          |             | 3      | 3      | 3      | 3      | 3      |

### Internal Assessment Course Outcome Attainment Average

| Course Outcome | PR-CO1 | PR-CO2 | PR-CO3 | PR-CO4 | PR-CO5 |
|----------------|--------|--------|--------|--------|--------|
| Average        | 3.00   | 3.00   | 3.00   | 3.00   | 3.00   |

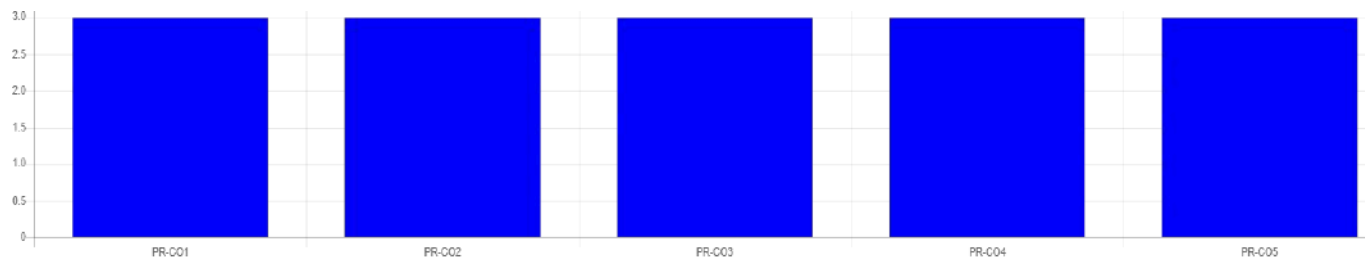


### External Assessment

| Batch [ SEME-A1, SEME-A2, SEME-A3, SEME-A4 ] External Assessment               | Type     | % Weightage | PR-CO1 | PR-CO2 | PR-CO3 | PR-CO4 | PR-CO5 |
|--|----------|-------------|--------|--------|--------|--------|--------|
| Oral Examination (University Examination) [SEME-A1, SEME-A2, SEME-A3, SEME-A4] | External | 100         | 3.00   | 3.00   | 3.00   | 3.00   | 3.00   |
| Percent course outcome weightage   |          |             | 100.00 | 100.00 | 100.00 | 100.00 | 100.00 |
| Attainment as per percent weightage  |          |             | 3      | 3      | 3      | 3      | 3      |
| Final Attainment   |          |             | 3      | 3      | 3      | 3      | 3      |

### External Assessment Course Outcome Attainment Average

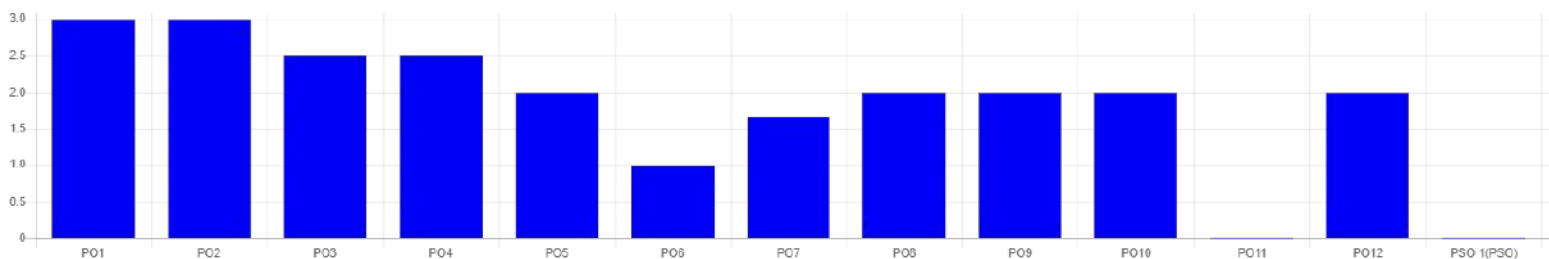
| Course Outcome | PR-CO1 | PR-CO2 | PR-CO3 | PR-CO4 | PR-CO5 |
|----------------|--------|--------|--------|--------|--------|
| Average        | 3.00   | 3.00   | 3.00   | 3.00   | 3.00   |



### Direct Total Attainment

| Course Outcome                 | Internal | External |
|--------------------------------|----------|----------|
| PR-CO1                         | 3.00     | 3.00     |
| PR-CO2                         | 3.00     | 3.00     |
| PR-CO3                         | 3.00     | 3.00     |
| PR-CO4                         | 3.00     | 3.00     |
| PR-CO5                         | 3.00     | 3.00     |
| Average                        | 3.00     | 3.00     |
| Weightage                      | 60       | 40       |
| Direct Total Attainment        | 1.80     | 1.20     |
| Final Direct Course Attainment | 3.00     |          |

|                  | PO1    | PO2    | PO3   | PO4   | PO5   | PO6   | PO7   | PO8   | PO9   | PO10  | PO11 | PO12  | PSO 1(PSO) | PSO 2(PSO) |
|------------------|--------|--------|-------|-------|-------|-------|-------|-------|-------|-------|------|-------|------------|------------|
| Final Attainment | 3.00   | 3.00   | 2.50  | 2.50  | 2.00  | 1.00  | 1.67  | 2.00  | 2.00  | 2.00  |      | 2.00  |            |            |
| Percentage       | 100.00 | 100.00 | 83.33 | 83.33 | 66.67 | 33.33 | 55.67 | 66.67 | 66.67 | 66.67 |      | 66.67 |            |            |



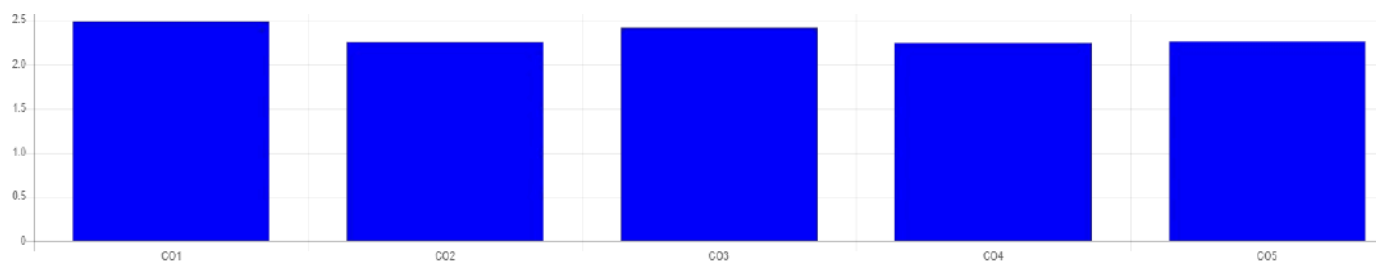


## Guru Gobind Singh College of Engineering & Research Centre, Nashik

Kinematics of Machinery - Theory (2022-23) [ KESHAV PAGAR ]

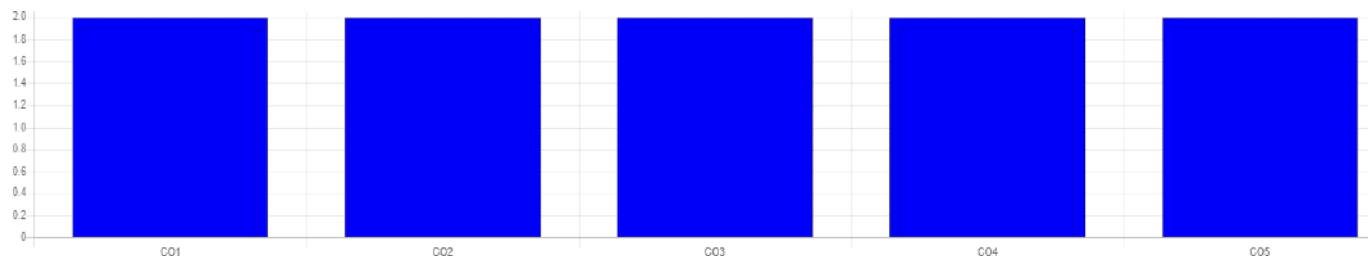
### Internal Assessment

| Title                               | Type     | % Weightage | CO1   | CO2   | CO3   | CO4   | CO5   |
|-------------------------------------|----------|-------------|-------|-------|-------|-------|-------|
| Unit Test 1                         | Internal | 25          | 0.54  | 0.50  |       |       |       |
| Prelim Exam                         | Internal | 25          |       | 0.50  | 0.56  | 0.50  | 0.50  |
| Assignment 1                        | Internal | 8           | 0.24  |       |       |       |       |
| Assignment 2                        | Internal | 8           | 0.24  | 0.24  |       |       |       |
| Assignment 3                        | Internal | 9           |       | 0.27  |       |       |       |
| Assignment 4                        | Internal | 8           |       |       | 0.24  |       |       |
| Assignment 5                        | Internal | 8           |       |       |       | 0.24  |       |
| Assignment 6                        | Internal | 9           |       |       |       |       | 0.27  |
| Percent course outcome weightage    |          |             | 41.00 | 67.00 | 33.00 | 33.00 | 34.00 |
| Attainment as per percent weightage |          |             | 1.02  | 1.51  | 0.80  | 0.74  | 0.77  |
| Final attainment                    |          |             | 2.49  | 2.25  | 2.42  | 2.24  | 2.26  |



### External Assessment

| Title                               | Type     | % Weightage | CO1    | CO2    | CO3    | CO4    | CO5    |
|-------------------------------------|----------|-------------|--------|--------|--------|--------|--------|
| SEE                                 | External | 100         | 2.00   | 2.00   | 2.00   | 2.00   | 2.00   |
| Percent course outcome weightage    |          |             | 100.00 | 100.00 | 100.00 | 100.00 | 100.00 |
| Attainment as per percent weightage |          |             | 2      | 2      | 2      | 2      | 2      |
| Final attainment                    |          |             | 2      | 2      | 2      | 2      | 2      |

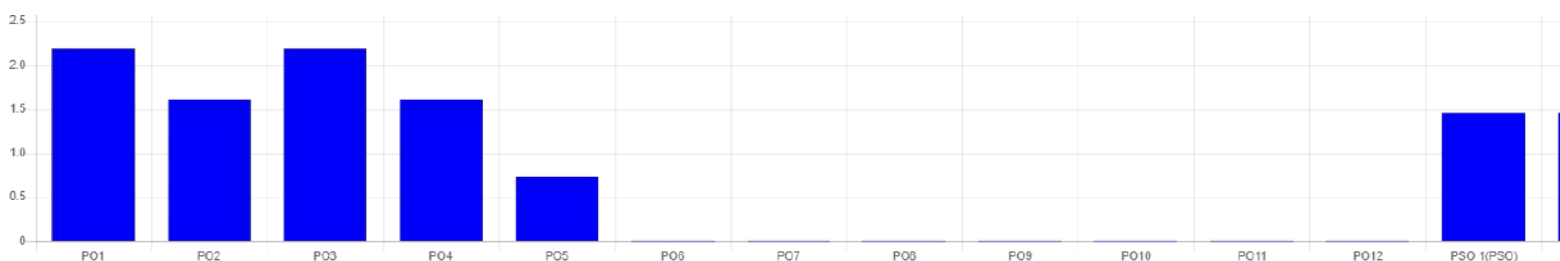


### Direct Total Attainment

| Course Outcome                 | Internal | External |
|--------------------------------|----------|----------|
| CO1                            | 2.49     | 2.00     |
| CO2                            | 2.25     | 2.00     |
| CO3                            | 2.42     | 2.00     |
| CO4                            | 2.24     | 2.00     |
| CO5                            | 2.26     | 2.00     |
| Average                        | 2.33     | 2.00     |
| Weightage                      | 60       | 40       |
| Direct Total Attainment        | 1.40     | 0.80     |
| Final Direct Course Attainment | 2.20     |          |

### Final Attainment

|                  | PO1   | PO2   | PO3   | PO4   | PO5   | PO6 | PO7 | PO8 | PO9 | PO10 | PO11 | PO12 | PSO 1(PSO) | PSO 2(PSO) |
|------------------|-------|-------|-------|-------|-------|-----|-----|-----|-----|------|------|------|------------|------------|
| Final Attainment | 2.20  | 1.61  | 2.20  | 1.61  | 0.73  |     |     |     |     |      |      |      | 1.47       | 1.47       |
| Percentage       | 73.33 | 53.67 | 73.33 | 53.67 | 24.33 |     |     |     |     |      |      |      | 49.00      | 49.00      |





## Guru Gobind Singh College of Engineering & Research Centre, Nashik

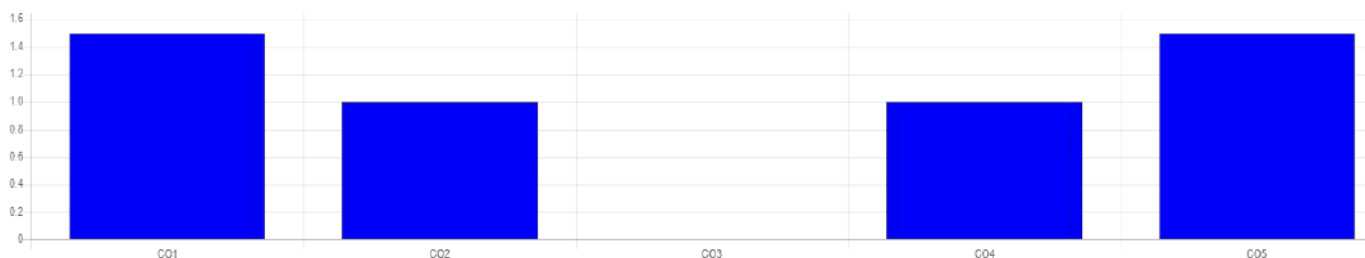
Kinematics of Machinery - Practical (2022-23) [ Keshav Pagar ] [ Keshav Pagar ] [ Keshav Pagar ] [ Keshav Pagar ]

### Internal Assessment

| Batch [ SEME-A1, SEME-A2, SEME-A3, SEME-A4 ] Internal Assessment | Type     | % Weightage | CO1    | CO2    | CO3    | CO4    | CO5    |
|--|----------|-------------|--------|--------|--------|--------|--------|
| Practical Assessment [ SEME-A1, SEME-A2, SEME-A3, SEME-A4 ]      | Internal | 100         | 1.50   | 1.00   | 0.00   | 1.00   | 1.50   |
| Percent course outcome weightage                                 |          |             | 100.00 | 100.00 | 100.00 | 100.00 | 100.00 |
| Attainment as per percent weightage                              |          |             | 1.5    | 1      | 0      | 1      | 1.5    |
| Final Attainment   |          |             | 1.5    | 1      | 0      | 1      | 1.5    |

### Internal Assessment Course Outcome Attainment Average

| Course Outcome | CO1  | CO2  | CO3 | CO4  | CO5  |
|----------------|------|------|-----|------|------|
| Average        | 1.50 | 1.00 |     | 1.00 | 1.50 |

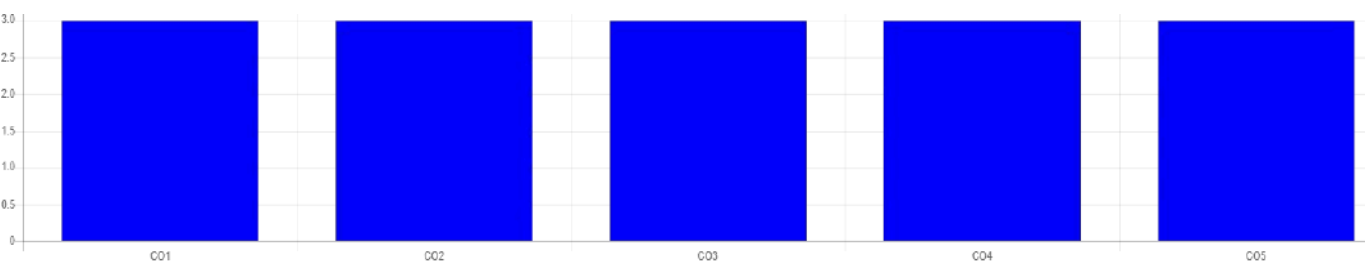


### External Assessment

| Batch [ SEME-A1 ] External Assessment | Type     | % Weightage | CO1    | CO2    | CO3    | CO4    | CO5    |
|---------------------------------------|----------|-------------|--------|--------|--------|--------|--------|
| SEE KOM Oral Exam [ SEME-A1 ]         | External | 100         | 3.00   | 3.00   | 3.00   | 3.00   | 3.00   |
| Percent course outcome weightage      |          |             | 100.00 | 100.00 | 100.00 | 100.00 | 100.00 |
| Attainment as per percent weightage   |          |             | 3      | 3      | 3      | 3      | 3      |
| Final Attainment                      |          |             | 3      | 3      | 3      | 3      | 3      |

### External Assessment Course Outcome Attainment Average

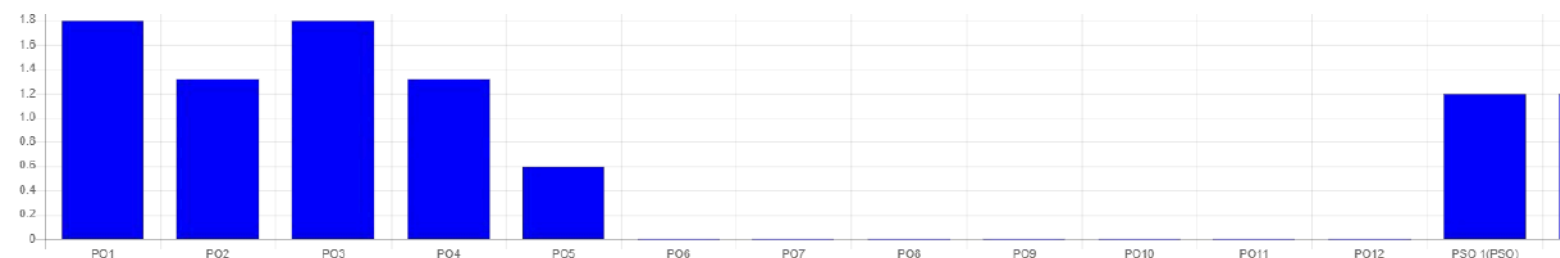
| Course Outcome | CO1  | CO2  | CO3  | CO4  | CO5  |
|----------------|------|------|------|------|------|
| Average        | 3.00 | 3.00 | 3.00 | 3.00 | 3.00 |



### Direct Total Attainment

| Course Outcome                 | Internal | External |
|--------------------------------|----------|----------|
| CO1                            | 1.50     | 3.00     |
| CO2                            | 1.00     | 3.00     |
| CO3                            |          | 3.00     |
| CO4                            | 1.00     | 3.00     |
| CO5                            | 1.50     | 3.00     |
| Average                        | 1.00     | 3.00     |
| Weightage                      | 60       | 40       |
| Direct Total Attainment        | 0.60     | 1.20     |
| Final Direct Course Attainment | 1.80     |          |

|                  | PO1   | PO2   | PO3   | PO4   | PO5   | PO6 | PO7 | PO8 | PO9 | PO10 | PO11 | PO12 | PSO 1(PSO) | PSO 2(PSO) |
|------------------|-------|-------|-------|-------|-------|-----|-----|-----|-----|------|------|------|------------|------------|
| Final Attainment | 1.80  | 1.32  | 1.80  | 1.32  | 0.60  |     |     |     |     |      |      |      | 1.20       | 1.20       |
| Percentage       | 60.00 | 44.00 | 60.00 | 44.00 | 20.00 |     |     |     |     |      |      |      | 40.00      | 40.00      |



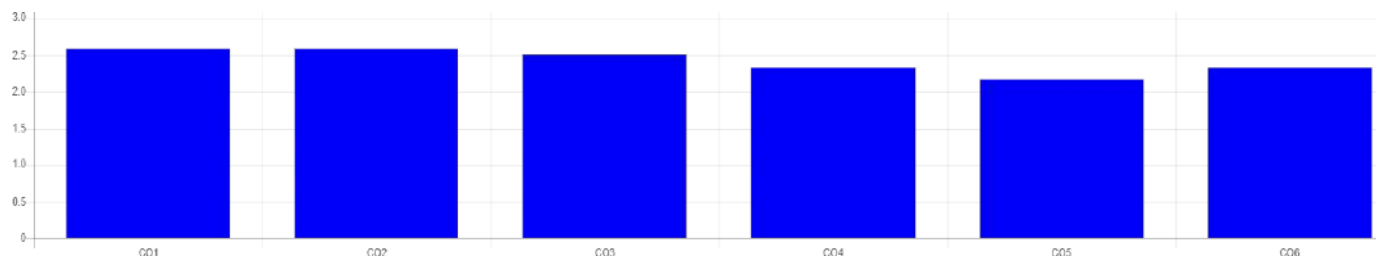


## Guru Gobind Singh College of Engineering & Research Centre, Nashik

Heat - Theory (2022-23) [ SACHIN SHINDE ]

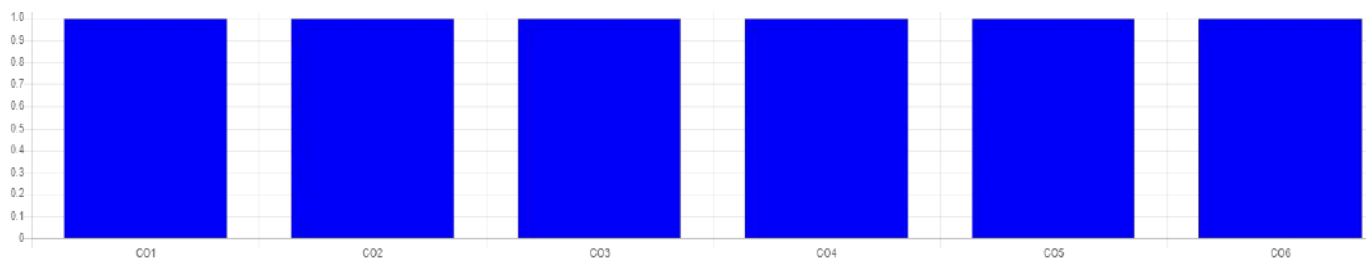
### Internal Assessment

| Title                               | Type     | % Weightage | CO1   | CO2   | CO3   | CO4   | CO5   | CO6   |
|-------------------------------------|----------|-------------|-------|-------|-------|-------|-------|-------|
| HMT UT-I                            | Internal | 25          | 0.44  | 0.44  |       |       |       |       |
| HMT PRELIM PAPER                    | Internal | 25          |       |       | 0.38  | 0.25  | 0.13  | 0.25  |
| HMT-ASSIGNMENT                      | Internal | 50          | 1.50  | 1.50  | 1.50  | 1.50  | 1.50  | 1.50  |
| Percent course outcome weightage    |          |             | 75.00 | 75.00 | 75.00 | 75.00 | 75.00 | 75.00 |
| Attainment as per percent weightage |          |             | 1.94  | 1.94  | 1.88  | 1.75  | 1.63  | 1.75  |
| Final attainment                    |          |             | 2.59  | 2.59  | 2.51  | 2.33  | 2.17  | 2.33  |



### External Assessment

| Title                               | Type     | % Weightage | CO1    | CO2    | CO3    | CO4    | CO5    | CO6    |
|-------------------------------------|----------|-------------|--------|--------|--------|--------|--------|--------|
| HT-SEE                              | External | 100         | 1.00   | 1.00   | 1.00   | 1.00   | 1.00   | 1.00   |
| Percent course outcome weightage    |          |             | 100.00 | 100.00 | 100.00 | 100.00 | 100.00 | 100.00 |
| Attainment as per percent weightage |          |             | 1      | 1      | 1      | 1      | 1      | 1      |
| Final attainment                    |          |             | 1      | 1      | 1      | 1      | 1      | 1      |

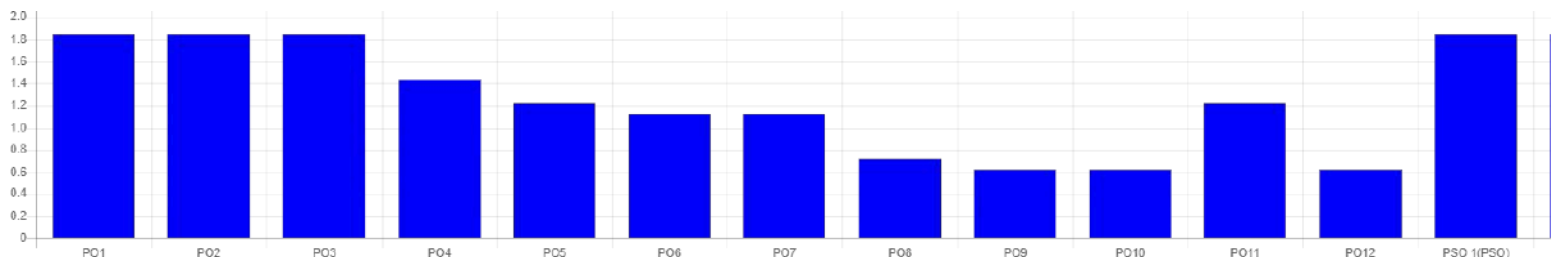


### Direct Total Attainment

| Course Outcome                 | Internal | External |
|--------------------------------|----------|----------|
| CO1                            | 2.59     | 1.00     |
| CO2                            | 2.59     | 1.00     |
| CO3                            | 2.51     | 1.00     |
| CO4                            | 2.33     | 1.00     |
| CO5                            | 2.17     | 1.00     |
| CO6                            | 2.33     | 1.00     |
| Average                        | 2.42     | 1.00     |
| Weightage                      | 60       | 40       |
| Direct Total Attainment        | 1.45     | 0.40     |
| Final Direct Course Attainment |          | 1.85     |

### Final Attainment

|                  | PO1   | PO2   | PO3   | PO4   | PO5   | PO6   | PO7   | PO8   | PO9   | PO10  | PO11  | PO12  | PSO 1(PSO) | PSO 2(PSO) |
|------------------|-------|-------|-------|-------|-------|-------|-------|-------|-------|-------|-------|-------|------------|------------|
| Final Attainment | 1.85  | 1.85  | 1.85  | 1.44  | 1.23  | 1.13  | 1.13  | 0.72  | 0.62  | 0.62  | 1.23  | 0.62  | 1.85       | 1.85       |
| Percentage       | 61.67 | 61.67 | 61.67 | 48.00 | 41.00 | 37.67 | 37.67 | 24.00 | 20.67 | 20.67 | 41.00 | 20.67 | 61.67      | 61.67      |





## Guru Gobind Singh College of Engineering & Research Centre, Nashik

Heat - Practical (2022-23) [ Sachin Shinde ] [ Sachin Shinde ] [ Sachin Shinde ] [ Sachin Shinde ]

### Internal Assessment

| Batch [ TEME-A1 ] Internal Assessment | Type     | % Weightage | CO1    | CO2    | CO3    | CO4    | CO5    | CO6    |
|---------------------------------------|----------|-------------|--------|--------|--------|--------|--------|--------|
| Practical Assessment [TEME-A1]        | Internal | 100         | 3.00   | 3.00   | 3.00   | 3.00   | 3.00   | 3.00   |
| Percent course outcome weightage      |          |             | 100.00 | 100.00 | 100.00 | 100.00 | 100.00 | 100.00 |
| Attainment as per percent weightage   |          |             | 3      | 3      | 3      | 3      | 3      | 3      |
| Final Attainment                      |          |             | 3      | 3      | 3      | 3      | 3      | 3      |

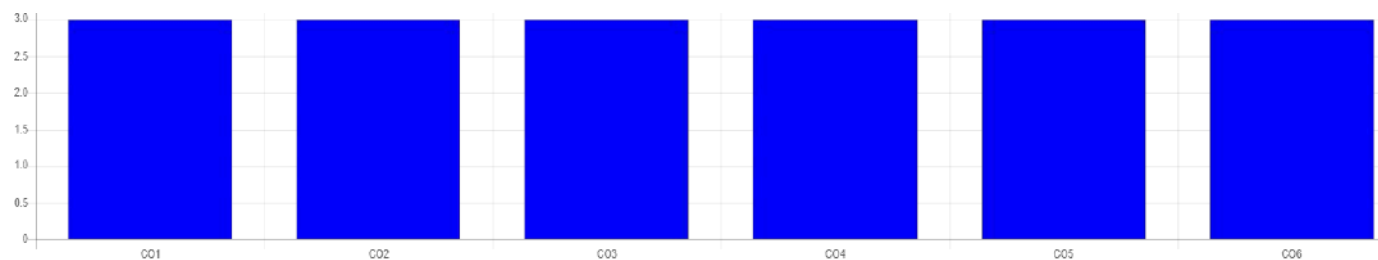
| Batch [ TEME-A2 ] Internal Assessment | Type     | % Weightage | CO1    | CO2    | CO3    | CO4    | CO5    | CO6    |
|---------------------------------------|----------|-------------|--------|--------|--------|--------|--------|--------|
| Practical Assessment [TEME-A2]        | Internal | 100         | 3.00   | 3.00   | 3.00   | 3.00   | 3.00   | 3.00   |
| Percent course outcome weightage      |          |             | 100.00 | 100.00 | 100.00 | 100.00 | 100.00 | 100.00 |
| Attainment as per percent weightage   |          |             | 3      | 3      | 3      | 3      | 3      | 3      |
| Final Attainment                      |          |             | 3      | 3      | 3      | 3      | 3      | 3      |

| Batch [ TEME-A3 ] Internal Assessment | Type     | % Weightage | CO1    | CO2    | CO3    | CO4    | CO5    | CO6    |
|---------------------------------------|----------|-------------|--------|--------|--------|--------|--------|--------|
| Practical Assessment [TEME-A3]        | Internal | 100         | 3.00   | 3.00   | 3.00   | 3.00   | 3.00   | 3.00   |
| Percent course outcome weightage      |          |             | 100.00 | 100.00 | 100.00 | 100.00 | 100.00 | 100.00 |
| Attainment as per percent weightage   |          |             | 3      | 3      | 3      | 3      | 3      | 3      |
| Final Attainment                      |          |             | 3      | 3      | 3      | 3      | 3      | 3      |

| Batch [ TEME-A4 ] Internal Assessment | Type     | % Weightage | CO1    | CO2    | CO3    | CO4    | CO5    | CO6    |
|---------------------------------------|----------|-------------|--------|--------|--------|--------|--------|--------|
| Practical Assessment [TEME-A4]        | Internal | 100         | 3.00   | 3.00   | 3.00   | 3.00   | 3.00   | 3.00   |
| Percent course outcome weightage      |          |             | 100.00 | 100.00 | 100.00 | 100.00 | 100.00 | 100.00 |
| Attainment as per percent weightage   |          |             | 3      | 3      | 3      | 3      | 3      | 3      |
| Final Attainment                      |          |             | 3      | 3      | 3      | 3      | 3      | 3      |

### Internal Assessment Course Outcome Attainment Average

| Course Outcome | CO1  | CO2  | CO3  | CO4  | CO5  | CO6  |
|----------------|------|------|------|------|------|------|
| Average        | 3.00 | 3.00 | 3.00 | 3.00 | 3.00 | 3.00 |

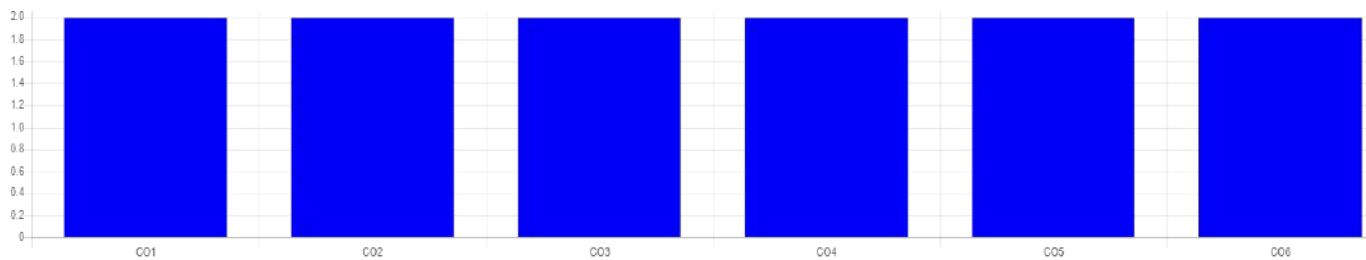


### External Assessment

| Batch [ TEME-A1, TEME-A2, TEME-A3, TEME-A4 ] External Assessment | Type     | % Weightage | CO1    | CO2    | CO3    | CO4    | CO5    | CO6    |
|--|----------|-------------|--------|--------|--------|--------|--------|--------|
| HT-SEE [TEME-A1, TEME-A2, TEME-A3, TEME-A4]                      | External | 100         | 2.00   | 2.00   | 2.00   | 2.00   | 2.00   | 2.00   |
| Percent course outcome weightage                                 |          |             | 100.00 | 100.00 | 100.00 | 100.00 | 100.00 | 100.00 |
| Attainment as per percent weightage                              |          |             | 2      | 2      | 2      | 2      | 2      | 2      |
| Final Attainment   |          |             | 2      | 2      | 2      | 2      | 2      | 2      |

### External Assessment Course Outcome Attainment Average

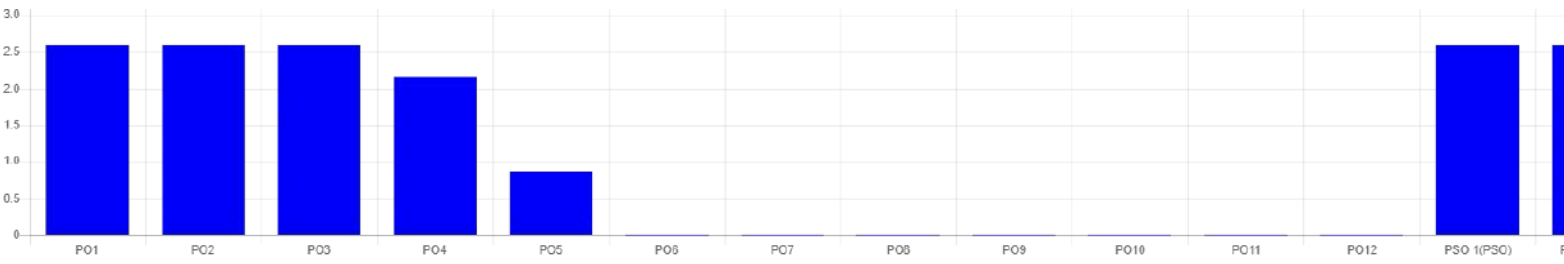
| Course Outcome | CO1  | CO2  | CO3  | CO4  | CO5  | CO6  |
|----------------|------|------|------|------|------|------|
| Average        | 2.00 | 2.00 | 2.00 | 2.00 | 2.00 | 2.00 |



### Direct Total Attainment

| Course Outcome | Internal | External |
|----------------|----------|----------|
| CO1            | 3.00     | 2.00     |
| CO2            | 3.00     | 2.00     |
| CO3            | 3.00     | 2.00     |
| CO4            | 3.00     | 2.00     |
| CO5            | 3.00     | 2.00     |

|                                |       |       |       |       |       |     |     |     |     |      |      |      |            |            |  |      |
|--------------------------------|-------|-------|-------|-------|-------|-----|-----|-----|-----|------|------|------|------------|------------|--|------|
| CO6                            |       |       |       |       |       |     |     |     |     |      |      |      |            | 3.00       |  | 2.00 |
| Average                        |       |       |       |       |       |     |     |     |     |      |      |      |            | 3.00       |  | 2.00 |
| Weightage                      |       |       |       |       |       |     |     |     |     |      |      |      |            | 60         |  | 40   |
| Direct Total Attainment        |       |       |       |       |       |     |     |     |     |      |      |      |            | 1.80       |  | 0.80 |
| Final Direct Course Attainment |       |       |       |       |       |     |     |     |     |      |      |      |            |            |  | 2.60 |
|                                | PO1   | PO2   | PO3   | PO4   | PO5   | PO6 | PO7 | PO8 | PO9 | PO10 | PO11 | PO12 | PSO 1(PSO) | PSO 2(PSO) |  |      |
| Final Attainment               | 2.60  | 2.60  | 2.60  | 2.17  | 0.87  |     |     |     |     |      |      |      | 2.60       | 2.60       |  |      |
| Percentage                     | 86.67 | 86.67 | 86.67 | 72.33 | 29.00 |     |     |     |     |      |      |      | 86.67      | 86.67      |  |      |



🔔 Last published on 2024-02-26 14:21:56

[Unpublish](#)

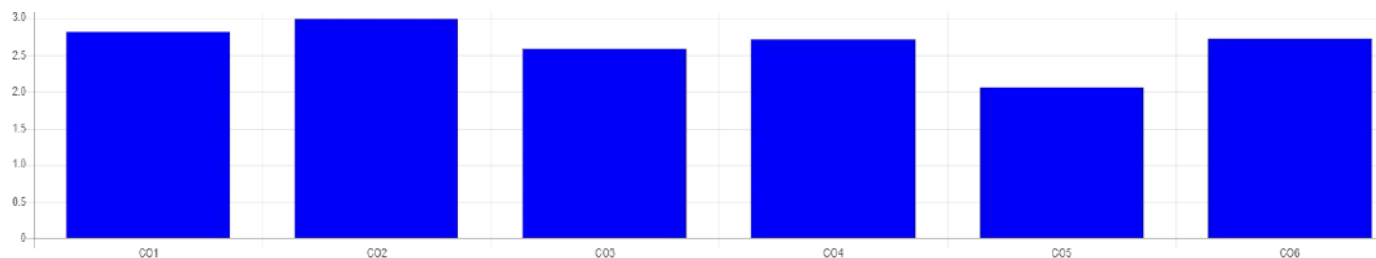


## Guru Gobind Singh College of Engineering & Research Centre, Nashik

Artificial Intelligence - Theory (2022-23) [ Vishal Dhore ] [ Pradnya Bachhav ]

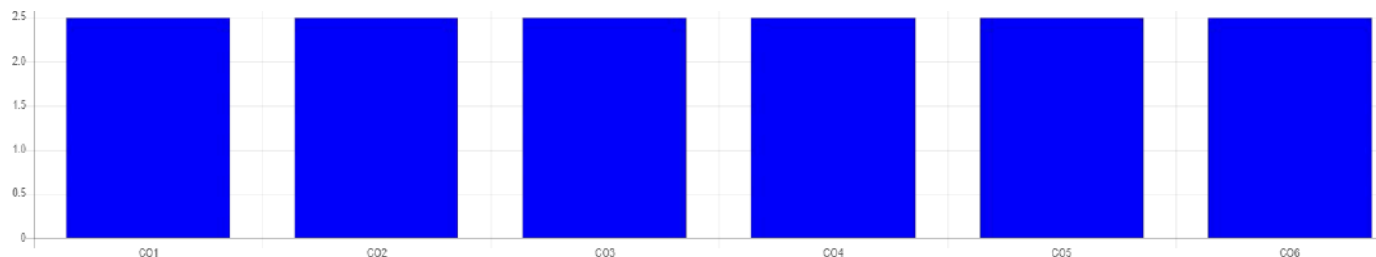
### Internal Assessment

| Title                               | Type     | % Weightage | CO1   | CO2   | CO3   | CO4   | CO5   | CO6   |
|-------------------------------------|----------|-------------|-------|-------|-------|-------|-------|-------|
| UNIT TEST - I                       | Internal | 25          | 0.67  | 0.75  |       |       |       |       |
| UNIT TEST - II                      | Internal | 25          |       |       | 0.50  | 0.58  | 0.33  | 0.63  |
| Assignment No_01                    | Internal | 20          | 0.60  | 0.60  | 0.60  | 0.60  | 0.60  | 0.60  |
| Assignment No_02                    | Internal | 15          |       |       | 0.45  |       |       |       |
| Assignment No_03                    | Internal | 15          |       |       |       | 0.45  |       |       |
| Percent course outcome weightage    |          |             | 45.00 | 45.00 | 60.00 | 60.00 | 45.00 | 45.00 |
| Attainment as per percent weightage |          |             | 1.27  | 1.35  | 1.55  | 1.63  | 0.93  | 1.23  |
| Final attainment                    |          |             | 2.82  | 3     | 2.58  | 2.72  | 2.07  | 2.73  |



### External Assessment

| Title                               | Type     | % Weightage | CO1    | CO2    | CO3    | CO4    | CO5    | CO6    |
|-------------------------------------|----------|-------------|--------|--------|--------|--------|--------|--------|
| SEE                                 | External | 100         | 2.50   | 2.50   | 2.50   | 2.50   | 2.50   | 2.50   |
| Percent course outcome weightage    |          |             | 100.00 | 100.00 | 100.00 | 100.00 | 100.00 | 100.00 |
| Attainment as per percent weightage |          |             | 2.5    | 2.5    | 2.5    | 2.5    | 2.5    | 2.5    |
| Final attainment                    |          |             | 2.5    | 2.5    | 2.5    | 2.5    | 2.5    | 2.5    |

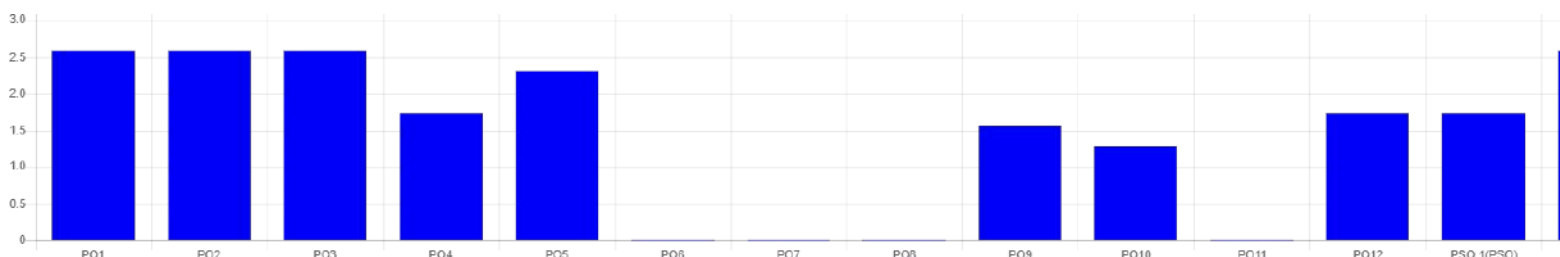


### Direct Total Attainment

| Course Outcome                 | Internal | External |
|--------------------------------|----------|----------|
| CO1                            | 2.82     | 2.50     |
| CO2                            | 3.00     | 2.50     |
| CO3                            | 2.58     | 2.50     |
| CO4                            | 2.72     | 2.50     |
| CO5                            | 2.07     | 2.50     |
| CO6                            | 2.73     | 2.50     |
| Average                        | 2.65     | 2.50     |
| Weightage                      | 60       | 40       |
| Direct Total Attainment        | 1.59     | 1.00     |
| Final Direct Course Attainment | 2.59     |          |

### Final Attainment

|                  | PO1   | PO2   | PO3   | PO4   | PO5   | PO6 | PO7 | PO8 | PO9   | PO10  | PO11 | PO12  | PSO 1(PSO) | PSO 2(PSO) |
|------------------|-------|-------|-------|-------|-------|-----|-----|-----|-------|-------|------|-------|------------|------------|
| Final Attainment | 2.59  | 2.59  | 2.59  | 1.73  | 2.31  |     |     |     | 1.58  | 1.29  |      | 1.73  | 1.73       | 2.59       |
| Percentage       | 86.33 | 86.33 | 86.33 | 57.67 | 77.00 |     |     |     | 52.67 | 43.00 |      | 57.67 | 57.67      | 86.33      |







## Guru Gobind Singh College of Engineering & Research Centre, Nashik

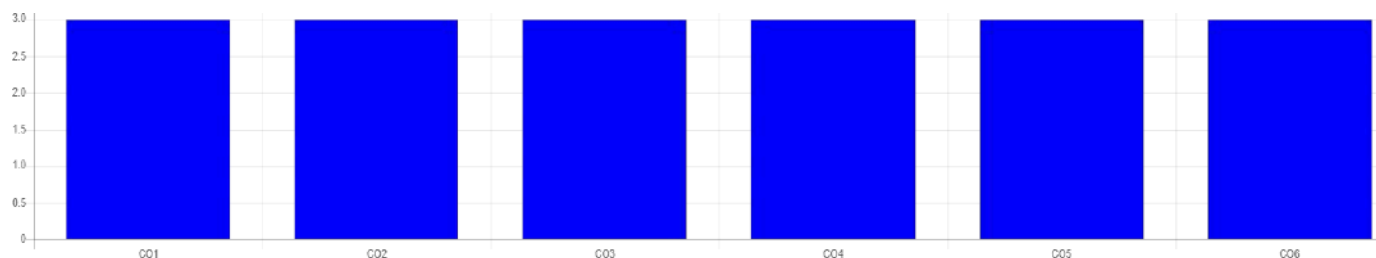
Artificial Intelligence - Practical (2022-23) [ Vishal Dhore ] [ Vishal Dhore ] [ Vishal Dhore ] [ Vishal Dhore ]

### Internal Assessment

| Batch [ TEME-A1, TEME-A2, TEME-A3, TEME-A4 ] Internal Assessment | Type     | % Weightage | CO1    | CO2    | CO3    | CO4    | CO5    | CO6    |
|--|----------|-------------|--------|--------|--------|--------|--------|--------|
| Practical [TEME-A1, TEME-A2, TEME-A3, TEME-A4]                   | Internal | 100         | 3.00   | 3.00   | 3.00   | 3.00   | 3.00   | 3.00   |
| Percent course outcome weightage                                 |          |             | 100.00 | 100.00 | 100.00 | 100.00 | 100.00 | 100.00 |
| Attainment as per percent weightage                              |          |             | 3      | 3      | 3      | 3      | 3      | 3      |
| Final Attainment   |          |             | 3      | 3      | 3      | 3      | 3      | 3      |

### Internal Assessment Course Outcome Attainment Average

| Course Outcome | CO1  | CO2  | CO3  | CO4  | CO5  | CO6  |
|----------------|------|------|------|------|------|------|
| Average        | 3.00 | 3.00 | 3.00 | 3.00 | 3.00 | 3.00 |

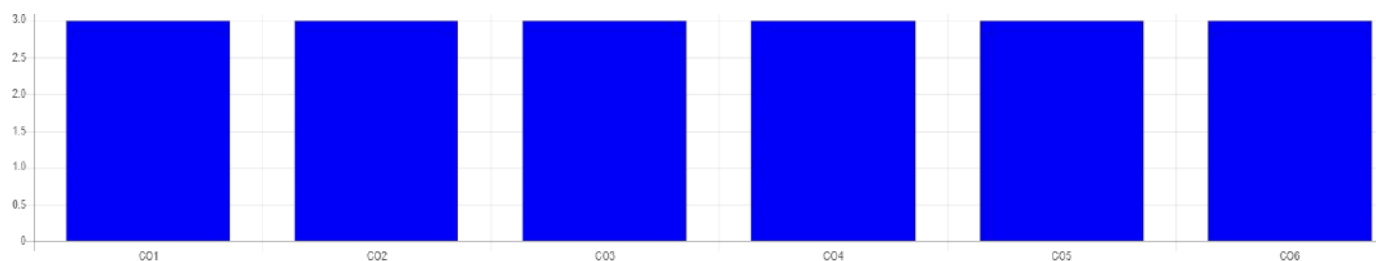


### External Assessment

| Batch [ TEME-A1, TEME-A2, TEME-A3, TEME-A4 ] External Assessment | Type     | % Weightage | CO1    | CO2    | CO3    | CO4    | CO5    | CO6    |
|--|----------|-------------|--------|--------|--------|--------|--------|--------|
| SEE-OR [TEME-A1, TEME-A2, TEME-A3, TEME-A4]                      | External | 100         | 3.00   | 3.00   | 3.00   | 3.00   | 3.00   | 3.00   |
| Percent course outcome weightage                                 |          |             | 100.00 | 100.00 | 100.00 | 100.00 | 100.00 | 100.00 |
| Attainment as per percent weightage                              |          |             | 3      | 3      | 3      | 3      | 3      | 3      |
| Final Attainment   |          |             | 3      | 3      | 3      | 3      | 3      | 3      |

### External Assessment Course Outcome Attainment Average

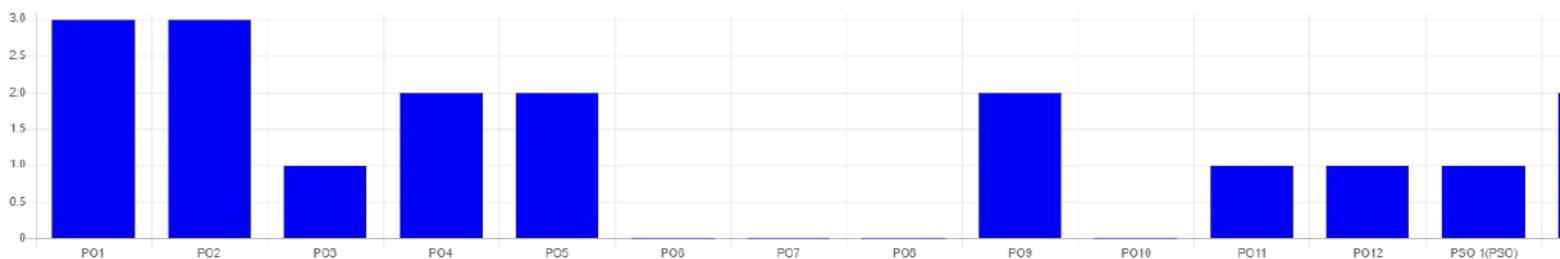
| Course Outcome | CO1  | CO2  | CO3  | CO4  | CO5  | CO6  |
|----------------|------|------|------|------|------|------|
| Average        | 3.00 | 3.00 | 3.00 | 3.00 | 3.00 | 3.00 |



### Direct Total Attainment

| Course Outcome                 | Internal | External |
|--------------------------------|----------|----------|
| CO1                            | 3.00     | 3.00     |
| CO2                            | 3.00     | 3.00     |
| CO3                            | 3.00     | 3.00     |
| CO4                            | 3.00     | 3.00     |
| CO5                            | 3.00     | 3.00     |
| CO6                            | 3.00     | 3.00     |
| Average                        | 3.00     | 3.00     |
| Weightage                      | 60       | 40       |
| Direct Total Attainment        | 1.80     | 1.20     |
| Final Direct Course Attainment | 3.00     |          |

|                  | PO1    | PO2    | PO3   | PO4   | PO5   | PO6 | PO7 | PO8 | PO9   | PO10 | PO11  | PO12  | PSO 1(PSO) | PSO 2(PSO) |
|------------------|--------|--------|-------|-------|-------|-----|-----|-----|-------|------|-------|-------|------------|------------|
| Final Attainment | 3.00   | 3.00   | 1.00  | 2.00  | 2.00  |     |     |     | 2.00  |      | 1.00  | 1.00  | 1.00       | 2.00       |
| Percentage       | 100.00 | 100.00 | 33.33 | 66.67 | 66.67 |     |     |     | 66.67 |      | 33.33 | 33.33 | 33.33      | 66.67      |



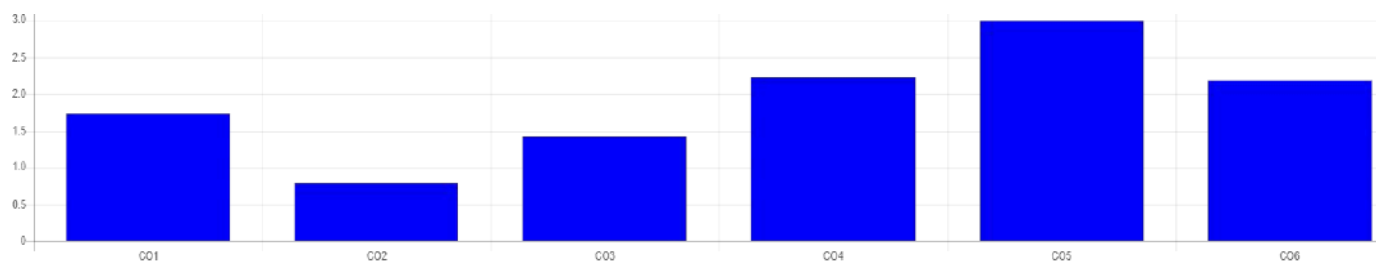


## Guru Gobind Singh College of Engineering & Research Centre, Nashik

Heating Ventilation Air-Conditioning and Refrigeration - Theory (2022-23) [ Milind Patil ]

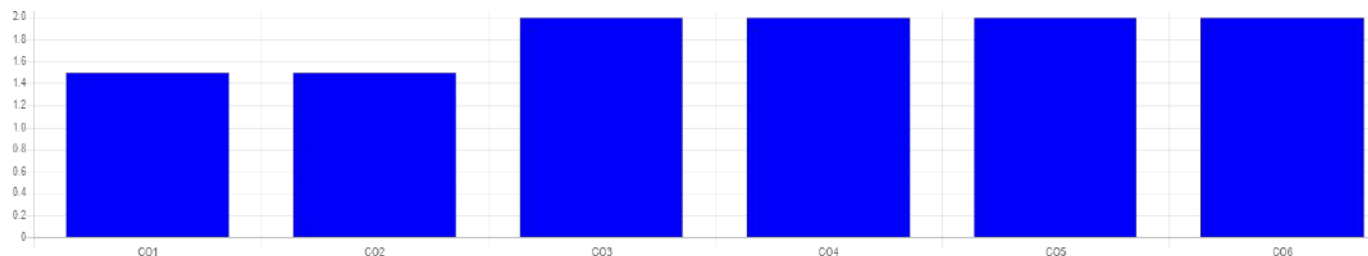
### Internal Assessment

| Title  | Type     | % Weightage | CO1   | CO2   | CO3   | CO4   | CO5   | CO6   |
|--|----------|-------------|-------|-------|-------|-------|-------|-------|
| Unit Test 1  | Internal | 25          | 0.38  | 0.13  |       |       |       |       |
| Unit Test 2  | Internal | 25          |       |       | 0.31  | 0.50  | 0.75  | 0.56  |
| EES Computation Program - Air Refrigeration                    | Internal | 9           | 0.21  |       |       |       |       |       |
| EES Computation Program - Multi Pressure Refrigeration System  | Internal | 9           |       | 0.14  |       |       |       |       |
| Literature Review - Transcritical Refrigeration Cycle          | Internal | 8           |       |       | 0.16  |       |       |       |
| Designing of Air Conditioning system for the Restaurant        | Internal | 8           |       |       |       | 0.24  |       |       |
| Case study on design of air conditioning duct                  | Internal | 8           |       |       |       |       | 0.24  |       |
| Case study on Seasonal Air Conditioning and Comfort Conditions | Internal | 8           |       |       |       |       |       | 0.16  |
| Percent course outcome weightage                               |          |             | 34.00 | 34.00 | 33.00 | 33.00 | 33.00 | 33.00 |
| Attainment as per percent weightage                            |          |             | 0.59  | 0.27  | 0.47  | 0.74  | 0.99  | 0.72  |
| Final attainment   |          |             | 1.74  | 0.79  | 1.42  | 2.24  | 3     | 2.18  |



### External Assessment

| Title                                      | Type     | % Weightage | CO1    | CO2    | CO3    | CO4    | CO5    | CO6    |
|--|----------|-------------|--------|--------|--------|--------|--------|--------|
| End Semester Examination (University Exam) | External | 100         | 1.50   | 1.50   | 2.00   | 2.00   | 2.00   | 2.00   |
| Percent course outcome weightage           |          |             | 100.00 | 100.00 | 100.00 | 100.00 | 100.00 | 100.00 |
| Attainment as per percent weightage        |          |             | 1.5    | 1.5    | 2      | 2      | 2      | 2      |
| Final attainment                           |          |             | 1.5    | 1.5    | 2      | 2      | 2      | 2      |

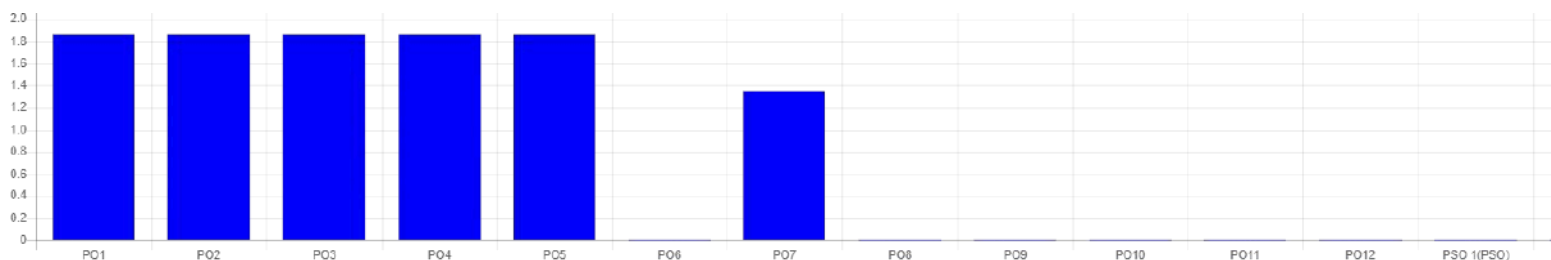


### Direct Total Attainment

| Course Outcome                 | Internal | External |
|--------------------------------|----------|----------|
| CO1                            | 1.74     | 1.50     |
| CO2                            | 0.79     | 1.50     |
| CO3                            | 1.42     | 2.00     |
| CO4                            | 2.24     | 2.00     |
| CO5                            | 3.00     | 2.00     |
| CO6                            | 2.18     | 2.00     |
| Average                        | 1.90     | 1.83     |
| Weightage                      | 60       | 40       |
| Direct Total Attainment        | 1.14     | 0.73     |
| Final Direct Course Attainment | 1.87     |          |

### Final Attainment

|                  | PO1   | PO2   | PO3   | PO4   | PO5   | PO6 | PO7   | PO8 | PO9 | PO10 | PO11 | PO12 | PSO 1(PSO) | PSO 2(PSO) |
|------------------|-------|-------|-------|-------|-------|-----|-------|-----|-----|------|------|------|------------|------------|
| Final Attainment | 1.87  | 1.87  | 1.87  | 1.87  | 1.87  |     | 1.35  |     |     |      |      |      |            |            |
| Percentage       | 62.33 | 62.33 | 62.33 | 62.33 | 62.33 |     | 45.00 |     |     |      |      |      |            |            |



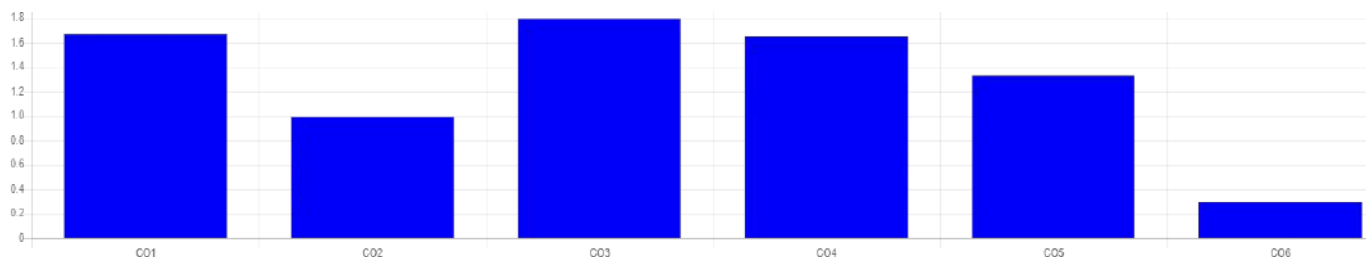


## Guru Gobind Singh College of Engineering & Research Centre, Nashik

Energy Engineering - Theory (2022-23) [ Milind Patil ]

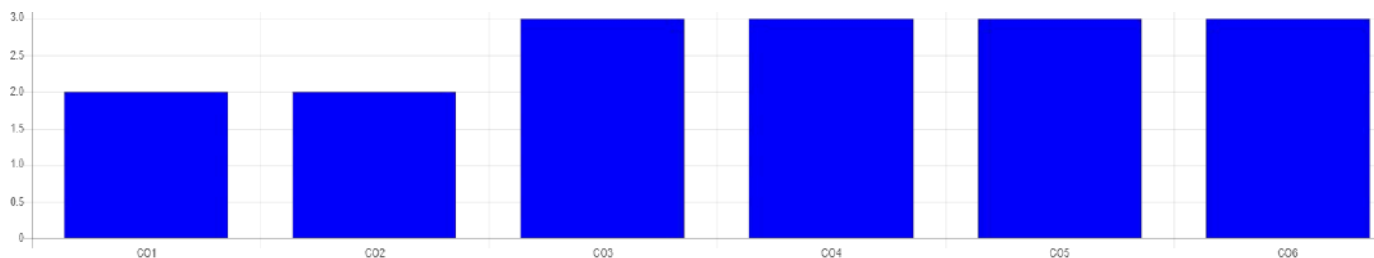
### Internal Assessment

| Title   | Type     | % Weightage | CO1   | CO2   | CO3   | CO4   | CO5   | CO6   |
|---|----------|-------------|-------|-------|-------|-------|-------|-------|
| UT-1  | Internal | 25          | 0.42  | 0.25  |       |       |       |       |
| UT-2  | Internal | 25          |       |       | 0.44  | 0.38  | 0.25  | 0.04  |
| India Energy Report                               | Internal | 5           | 0.05  |       |       |       |       |       |
| Design and Analysis of Reheat Rankine Cycle       | Internal | 10          | 0.20  |       |       |       |       |       |
| Design and Analysis of Steam Condenser            | Internal | 10          |       | 0.10  |       |       |       |       |
| Hydro Power Plant Site Selection Report           | Internal | 5           |       |       | 0.10  |       |       |       |
| Design and Evaluation of Reheat Regenerative GTPP | Internal | 10          |       |       |       | 0.20  |       |       |
| Analysis of Domestic Electricity Bill             | Internal | 5           |       |       |       |       | 0.15  |       |
| Wind Energy Presentation                          | Internal | 5           |       |       |       |       |       | 0.05  |
| Percent course outcome weightage                  |          |             | 40.00 | 35.00 | 30.00 | 35.00 | 30.00 | 30.00 |
| Attainment as per percent weightage               |          |             | 0.67  | 0.35  | 0.54  | 0.58  | 0.40  | 0.09  |
| Final attainment                                  |          |             | 1.68  | 1     | 1.8   | 1.66  | 1.33  | 0.3   |



### External Assessment

| Title                               | Type     | % Weightage | CO1    | CO2    | CO3    | CO4    | CO5    | CO6    |
|-------------------------------------|----------|-------------|--------|--------|--------|--------|--------|--------|
| University Examination              | External | 100         | 2.00   | 2.00   | 3.00   | 3.00   | 3.00   | 3.00   |
| Percent course outcome weightage    |          |             | 100.00 | 100.00 | 100.00 | 100.00 | 100.00 | 100.00 |
| Attainment as per percent weightage |          |             | 2      | 2      | 3      | 3      | 3      | 3      |
| Final attainment                    |          |             | 2      | 2      | 3      | 3      | 3      | 3      |

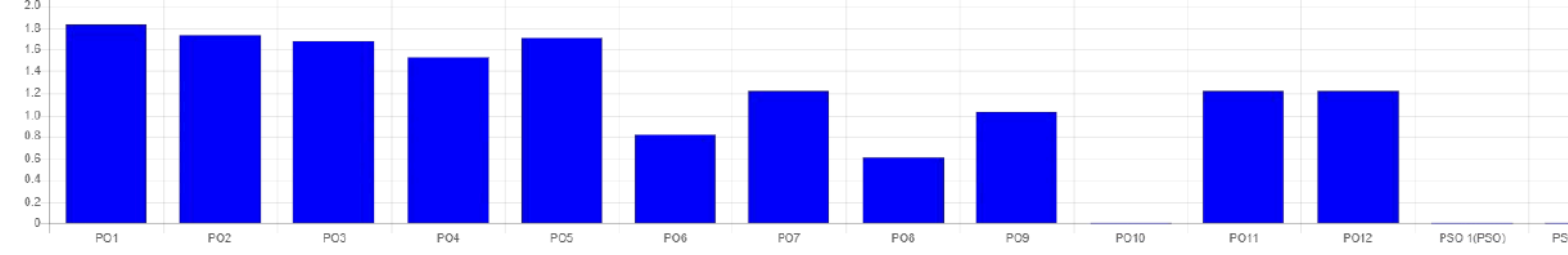


### Direct Total Attainment

| Course Outcome                 | Internal | External |
|--------------------------------|----------|----------|
| CO1                            | 1.68     | 2.00     |
| CO2                            | 1.00     | 2.00     |
| CO3                            | 1.80     | 3.00     |
| CO4                            | 1.66     | 3.00     |
| CO5                            | 1.33     | 3.00     |
| CO6                            | 0.30     | 3.00     |
| Average                        | 1.29     | 2.67     |
| Weightage                      | 60       | 40       |
| Direct Total Attainment        | 0.77     | 1.07     |
| Final Direct Course Attainment | 1.84     |          |

### Final Attainment

|                  | PO1   | PO2   | PO3   | PO4   | PO5   | PO6   | PO7   | PO8   | PO9   | PO10 | PO11  | PO12  | PSO 1(PSO) | PSO 2(PSO) |
|------------------|-------|-------|-------|-------|-------|-------|-------|-------|-------|------|-------|-------|------------|------------|
| Final Attainment | 1.84  | 1.74  | 1.69  | 1.53  | 1.72  | 0.82  | 1.23  | 0.61  | 1.03  |      | 1.23  | 1.23  |            |            |
| Percentage       | 61.33 | 58.00 | 56.33 | 51.00 | 57.33 | 27.33 | 41.00 | 20.33 | 34.33 |      | 41.00 | 41.00 |            |            |



**📄** Last published on 2024-01-30 15:51:47

[Unpublish](#)



## Guru Gobind Singh College of Engineering & Research Centre, Nashik

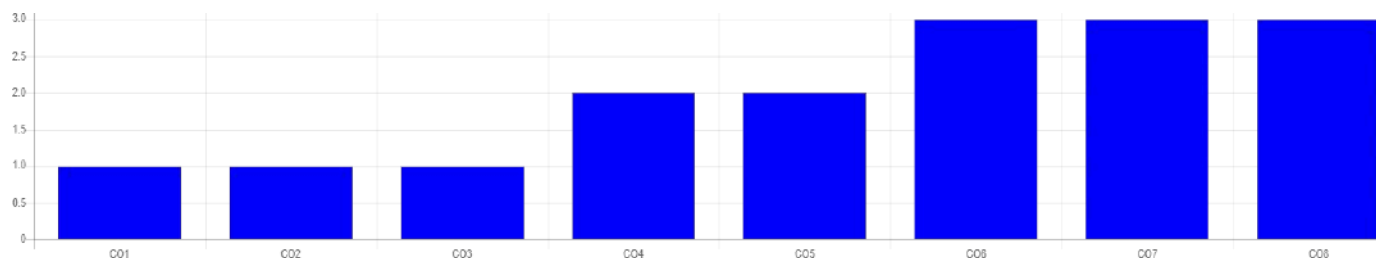
Energy Engineering - Practical (2022-23) [ Milind Patil ] [ Milind Patil ] [ Milind Patil ] [ Milind Patil ]

### Internal Assessment

| Batch [ BEME-B1, BEME-B2, BEME-B3, BEME-B4 ] Internal Assessment | Type     | % Weightage | CO1    | CO2    | CO3    | CO4    | CO5    | CO6    | CO7    | CO8    |
|--|----------|-------------|--------|--------|--------|--------|--------|--------|--------|--------|
| Practical Assessment [BEME-B1, BEME-B2, BEME-B3, BEME-B4]        | Internal | 100         | 1.00   | 1.00   | 1.00   | 2.00   | 2.00   | 3.00   | 3.00   | 3.00   |
| Percent course outcome weightage                                 |          |             | 100.00 | 100.00 | 100.00 | 100.00 | 100.00 | 100.00 | 100.00 | 100.00 |
| Attainment as per percent weightage                              |          |             | 1      | 1      | 1      | 2      | 2      | 3      | 3      | 3      |
| Final Attainment   |          |             | 1      | 1      | 1      | 2      | 2      | 3      | 3      | 3      |

### Internal Assessment Course Outcome Attainment Average

| Course Outcome | CO1  | CO2  | CO3  | CO4  | CO5  | CO6  | CO7  | CO8  |
|----------------|------|------|------|------|------|------|------|------|
| Average        | 1.00 | 1.00 | 1.00 | 2.00 | 2.00 | 3.00 | 3.00 | 3.00 |

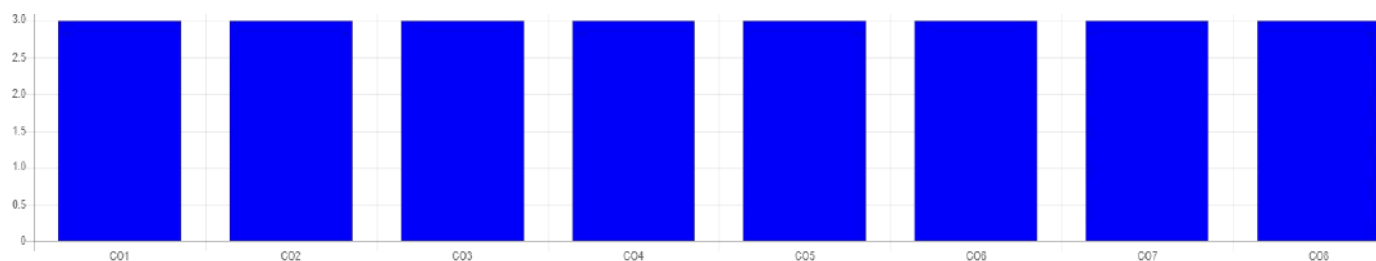


### External Assessment

| Batch [ BEME-B1, BEME-B2, BEME-B3, BEME-B4 ] External Assessment | Type     | % Weightage | CO1    | CO2    | CO3    | CO4    | CO5    | CO6    | CO7    | CO8    |
|--|----------|-------------|--------|--------|--------|--------|--------|--------|--------|--------|
| University Examination [BEME-B1, BEME-B2, BEME-B3, BEME-B4]      | External | 100         | 3.00   | 3.00   | 3.00   | 3.00   | 3.00   | 3.00   | 3.00   | 3.00   |
| Percent course outcome weightage                                 |          |             | 100.00 | 100.00 | 100.00 | 100.00 | 100.00 | 100.00 | 100.00 | 100.00 |
| Attainment as per percent weightage                              |          |             | 3      | 3      | 3      | 3      | 3      | 3      | 3      | 3      |
| Final Attainment   |          |             | 3      | 3      | 3      | 3      | 3      | 3      | 3      | 3      |

### External Assessment Course Outcome Attainment Average

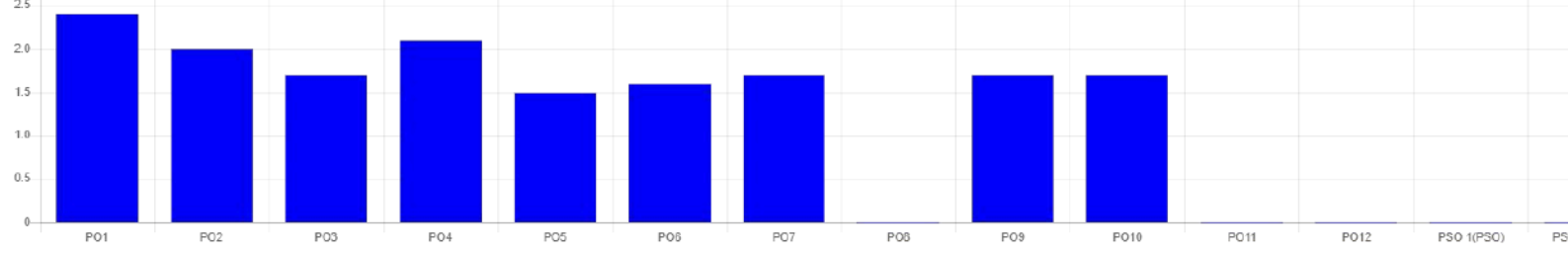
| Course Outcome | CO1  | CO2  | CO3  | CO4  | CO5  | CO6  | CO7  | CO8  |
|----------------|------|------|------|------|------|------|------|------|
| Average        | 3.00 | 3.00 | 3.00 | 3.00 | 3.00 | 3.00 | 3.00 | 3.00 |



### Direct Total Attainment

| Course Outcome                 | Internal | External |
|--------------------------------|----------|----------|
| CO1                            | 1.00     | 3.00     |
| CO2                            | 1.00     | 3.00     |
| CO3                            | 1.00     | 3.00     |
| CO4                            | 2.00     | 3.00     |
| CO5                            | 2.00     | 3.00     |
| CO6                            | 3.00     | 3.00     |
| CO7                            | 3.00     | 3.00     |
| CO8                            | 3.00     | 3.00     |
| Average                        | 2.00     | 3.00     |
| Weightage                      | 60       | 40       |
| Direct Total Attainment        | 1.20     | 1.20     |
| Final Direct Course Attainment | 2.40     |          |

|                  | PO1   | PO2   | PO3   | PO4   | PO5   | PO6   | PO7   | PO8 | PO9   | PO10  | PO11 | PO12 | PSO 1(PSO) | PSO 2(PSO) |
|------------------|-------|-------|-------|-------|-------|-------|-------|-----|-------|-------|------|------|------------|------------|
| Final Attainment | 2.40  | 2.00  | 1.70  | 2.10  | 1.50  | 1.60  | 1.70  |     | 1.70  | 1.70  |      |      |            |            |
| Percentage       | 80.00 | 66.67 | 56.67 | 70.00 | 50.00 | 53.33 | 56.67 |     | 56.67 | 56.67 |      |      |            |            |



**📄** Last published on 2024-01-30 15:52:54

[Unpublish](#)